



## GENERAL OVERVIEW “QUICK ATTACK” VEHICLE

Today's fire departments require a wide array of services incorporated into each initial-attack fire apparatus. The “Quick Attack” vehicle has emerged as the global solution. This vehicle combines a light rescue body with 6 compartments and maximum compartment space plus an open center rear body area for slide-in mounting of firefighting packages. The pump and roll units feature large water and foam tanks plus a variety of high pressure or high volume fire pumps.

Class A or B foam systems are available along with hose reels and pre-connected hose lines. Generators, telescopic floodlights, and light tower packages are available from 3 to 35 kW. Single and dual agent dry chemical extinguishing systems with reels are also available. Combined with roof or bumper monitors, Fire & Hazard Control (FHC) “Quick Attack” units pack a tremendous amount of fire power into a compact vehicle for industrial locations.

## **“QUICK ATTACK” FIREFIGHTING UNIT**



# “Quick Attack” Firefighting Unit

## STANDARD EQUIPMENT

### GENERAL

- NFPA Compliant Vehicle
- One-Year Warranty

### CHASSIS

- Ford F550 2-Door 4 x 4, XL Trim
- 8800 kg (19,500 lb) GVWR
- Black Bumper
- 1524 mm (60") Cab to Axle
- 150 L (40 G) Fuel Tank
- Ford 6.7 L Diesel Engine
- Ford Automatic Transmission
- Power Steering and Brakes
- Power Windows and Door Locks
- Steel Disc Wheels with All-Terrain Tires
- 40/20/40 Bench Seat
- Trailer Tow Mirrors
- Front Tow Eyes
- 4-Place Switch Panel
- AM/FM/CD Radio

### CHASSIS MODIFICATIONS

- Rear Tow Eyes
- Front and Rear Mud Flaps
- Reflective Striping Inside Cab Doors

### FIRE PUMP

- 288 GPM / 1090 LPM and 150 PSI / 10 Bar
- Gas Engine with Electric Start
- Ball Valves and Stainless Steel Plumbing
- Hand Primer
- ATP Class A Foam System
- 18 L (5 G) Removable Fuel Tank

### INTAKES

- 65 mm (2.5") Gated Intake with Cap
- 50 mm (2") Tank to Pump Line

### DISCHARGES

- 25 mm (1") Tank Fill
- 65 and 38 mm (2.5" and 1.5") Gated Discharges
- 25 mm (1") Discharge to Reel

### REEL

- Steel Electric Rewind Booster Reel Top of Water Tank with Rollers

### CONTROL PANEL

- Throttle
- Panel Light
- Pressure Gauge



### WATER AND FOAM TANKS

- 1500 L (400 G) Poly or Stainless Steel Water Tank
- 75L (20 G) Foam Tank, Fill Tower and Vent
- Water Tank Fill Tower and 3" Overflow

### BODY AND COMPARTMENTS

- Extruded Aluminum “Quick Attack” Rescue Body: 3050 mm Length x 2500 mm Wide x 1700 mm High
- Aluminum Extrusion Sub-frame
- Compartment Vents
- Aluminum Treadplate Front Body Wall
- Sweep-out Compartment Floors
- Rear Rubber Wheel Fenderettes
- Aluminum Treadplate Rub Rails
- 2 Rear Hand Rails
- Side Body Fuel Fill
- 6 Roll-up Aluminum Shutter Doors
- Rear Step
- Hose Compartment, Vinyl Cover, LH Top Compartments
- Equipment Compartment, T/P Hinged Cover, RH Top Compartments
- Adjustable Shelf Tracking and 6 Compartment Shelves

### 12 VOLT ELECTRICAL

- Master Disconnect Switch
- Battery Charger w/20 amp Auto Eject
- LED Stop/Tail/Turn Signals
- LED Marker Lights
- LED Cab and Rear Ground Lights
- LED Rear Step Lights
- Electronic Backup Alarm
- LED Compartment Lights (6)
- Electronic Siren and 100 watt Speaker
- Warning lights: LED Light Bar (10) Upper and Lower Level LED lights

### STRIPING

- 100 mm Reflective Striping and Rear Chevron 50%

### EQUIPMENT

- 1500 lb Payload Capacity for Equipment and Hose
- 2 Reflector and Vest Kits

### WINCH

- 5500 kg (12,000 lb) Front Mounted Electric Winch and 30 m Cable, Rollers and Hook Assembly



# “Quick Attack” Firefighting Unit

## OPTIONAL EQUIPMENT

### CHASSIS

- Ford F550 4-Door 4 x 4 Rear Axle Drive
- 2133 mm (84") Cab to Axle 3650 mm Long Body or 1524 mm (60") Cab to Axle 3050 mm Long Body

### COMPARTMENT EQUIPMENT

- Roll-out Slide and Tilt Down Trays
- Roll-out Tool Boards
- SCBA Cylinder Storage Racks
- Backboard/Stokes Storage Module
- Plastic Grating Floors and Shelves

### HYDRAULIC RESCUE TOOL EQUIPMENT

- Hydraulic Hose Reels - Electric Rewind
- Hydraulic Hose - 30 m Lengths
- Hydraulic Power Units - Gas or Electric

### WATER AND FOAM TANKS

- Larger or Smaller Water and Foam Tanks
- Poly or Stainless Steel

### FIRE FIGHTING PUMPS AND FOAM SYSTEMS

- High Pressure or High Volume Pumps
- Foam Injector or ATP Foam Systems

### SPECIAL EQUIPMENT

- 5,000 lbs Portable Winch
- Remote Electrical Plug-in for Portable Winch
- Receivers Portable Winch
- 9,000 to 15,000 lb Electric Winches (Front/Rear)
- Rear Trailer Hitch

### GENERATORS



- Gasoline Powered Electric Start: 6.5 kW
- Diesel Powered Electric Start: 6 or 10 kW
- Fuel Supply from Chassis Fuel Tank
- Hydraulic Generator: 6, 8, or 10 kW
- PTO Generator: 15 or 25 kW
- Circuit Breaker Box
- Electrical Cable Reels - Electric Rewind and Rollers
- Electrical Junction Box

### TELESCOPIC FLOOD LIGHTING

- Quartz Floodlights: Fixed Telescopic or Portable Tripods 500, 750, 1000, 1500 Watt Ratings

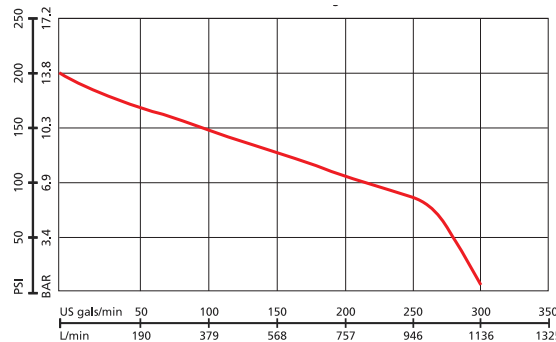
### LIGHT TOWERS

- Vertical or Horizontal Floodlight Towers





# "Quick Attack" Firefighting Unit



## Flow rate at specified pressure

Maximum Pressure: 200 PSI (13.8 bar)  
Free flow: 300 US gals/min (1136 L/min)  
Maximum Head: 462' (141 m)

Flow Rate		Pressure	
US GPM	( LPM )	PSI	( BAR )
288	( 1090 )	@ 50	( 3.4 )
200	( 757 )	@ 100	( 6.9 )
95	( 360 )	@ 150	( 10.3 )

## EQUIPMENT

- 300 ft (90 m) of 2½" (65 mm) or Larger Fire Hose
- 400 ft (120 m) of 1½" (38 mm) Fire Hose
- 2 Hand Line Nozzles, 95 GPM (360 LPM) minimum
- One 6 lb (2.7 kg) Pick-head Axe, Mounted
- One 6 ft (2 m) Pike Pole or Plaster Hook, Mounted
- 2 Portable Hand Lights, Mounted
- One 10 kg (20 lb) Dry Chemical Portable Fire Extinguisher, Mounted
- One 2½ G (9.5 L) or Larger Water Extinguisher, Mounted
- 1 SCBA Complying for Each Assigned Seating Position, Mounted
- 1 Spare SCBA Cylinder for Each SCBA, Mounted
- 1 First Aid Kit
- 2 Combination Spanner Wrenches, Mounted
- 1 Hydrant Wrench, Mounted
- 1 Each Double Female Adapter, 1.5" (38 mm) and 2½" (65 mm), Mounted
- 1 Each Double Male Adapter, 1.5" (38 mm) and 2½" (65 mm), Mounted
- 1 Rubber Mallet, Mounted
- 2 Wheel Chocks, Mounted
- 1 Traffic Vest for Each Seating Position
- 5 Orange Fluorescent Traffic Cones
- 5 Illuminated Warning Devices
- 1 Automatic External Defibrillator (AED)
- 1 Fire Service Claw Tool
- One 8 ft (2.4 m) or Longer Pike Pole
- One 10 ft (3 m) Folding Ladder, Mounted
- 1 Crowbar 36" (1 m) Minimum with Brackets
- 1 Pair Insulated Bolt Cutters with 7/16" (11 mm) Minimum Cut
- 1 Halligan-type Tool with Brackets
- One 2½" (65 mm) Hydrant Valve (Screw-type Gate)
- 2 Shovels (1 Pointed and 1 Scoop)
- 2 Hose Straps
- One 125 ft (38 m) Length of Utility Rope, 5000# (2200 kg)
- One 1500 Watt (Minimum) Portable Generator
- Two 500 Watt Portable Lights and 1 Cord Reel
- 1 Toolbox with Hammers, Wrenches, Screwdrivers, and Assorted Tools
- 1 Hose Clamp
- Various Hose Adaptors

