

Exceeding expectations is the **#1** goal of **Fire & Hazard Control (FHC)** engineers!

Our Foam / Water Firefighting Skid Systems are truly our most customizable product line in the **FHC** arsenal. Using a ship-board type skid platform; we offer an easily transportable package that can instantly meet any industrial or hazard requirement.

The basic compact platform measures approximately 3M wide x 9M long x 4M high. Simple to operate, user friendly controls and quick to implement. The skid offers tremendous firefighting impact, in a moment's notice! The multi-purpose package combines water and

foam tanks, fire pump, foam system, and pre-connected firefighting hand lines. The system is designed to be totally self-contained without the need of external power or water supply services.

Additional services for a generator and floodlighting can be added, along with additional firefighting cabinets for gear, nozzles, hose and other tools. The diesel engine and plumbing system can be enclosed for weather and environment issues. The unit can be supplemented with a fixed foam monitor and intakes for foam and water supplies from fire apparatus or portable sources. Contact your **FHC** team for optional features and equipment.

FOAM/WATER FIREFIGHTING SKIDS

Foam/Water Skids

STANDARD FEATURES

SKID AND FRAMEWORK CONSTRUCTION

- Basic standard dimensions: 9,050mm long x 2,500mm wide x 4,000mm high (30' x 8' x 13')
- All MS steel skid framework, 300mm (12") base I beams
- 150mm (6") full width front and rear lifting points
- 4mm (.188") steel non-slip working surfaces

SAFETY RAILINGS - LADDER - PAINTING

- Ladder steps – non-slip type
- 50mm (2") steel pipe safety railing around top of water tank
- Entire assembly shot-blasted prior to final assembly
- Chemically cleaned, primed, and painted with Red epoxy paint
- Railings, steps and ladder enclosure painted Safety Yellow

WATER TANK SPECIFICATIONS

- Capacity: 18,750L (5,000G)
- Tank level gauge
- Tank Low Level Switch for pump shutdown and supervisory signal to FACP (as applicable)
- 4mm (.188") MS steel exterior shell with vertical and horizontal tubular reinforcement
- 600mm (24") removable access cover, 300mm (12") combination top fill tower with 150mm (6") overflow pipe
- 150mm (6") direct tank fill butterfly valve
- 50mm (2") drain valve

FOAM TANK CONSTRUCTION AND PIPING

- Capacity: 375L (100G)
- Chemical resistant and foam agent compatible polypropylene tank construction
- Tank level gauge
- 65mm (2.5") foam system supply line
- 25mm (1") drain and refill valves



HOSE AND NOZZLE COMPARTMENTS

- Four (4) custom engineered all steel construction and hinged doors
- Four (4) swing-out hose racks for 30M (100') of 65mm (2.5") fire hose
- Four (4) 65mm (2.5") gate type control valves
- Four (4) combination 65mm (2.5") fog/foam nozzles



Foam/Water Skids

FIREFIGHTING COMPONENTS

DIESEL ENGINE POWERED FIRE PUMP

- 75HP diesel engine, 6 cylinder, radiator cooled, vertical exhaust
- Skid mounted engine and fire pump assembly
- Engine alarm systems, engine gauges, RPM controls
- 300L (80G) fuel tank and right side filler
- Auto and Manual start
- Alternator
- Heavy duty battery
- 3,000L/min (800GPM) centrifugal fire pump
- 150mm (6") tank to pump supply line and control valve
- Flexible connection to water tank

PIPING OF WATER AND FOAM SYSTEMS

- Water Piping: 65mm, 100mm, 125mm (2.5", 4", and 5") steel Schedule 40, CS A106/SP15L piping
- Foam Piping: 65mm (2.5") stainless steel Schedule 40, Type #316/316L piping
- Bolted flange piping, stainless steel bolts
- Shop hydro-tested at 300 PSI
- PU Painted for harsh weather conditions

DISCHARGE PIPING AND VALVES


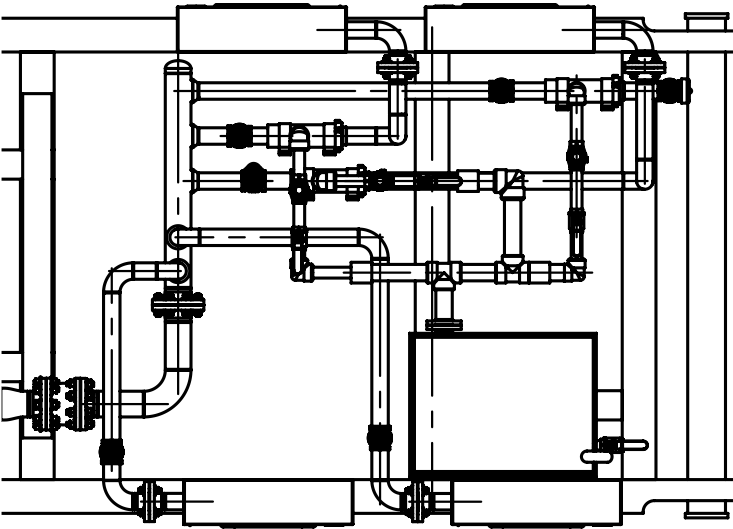

- Two (2) 65mm (2.5") water only discharges to LH hose cabinets
- Two (2) 65mm (2.5") foam discharges to RH hose cabinets
- One (1) 65mm (2.5") foam discharge at end of skid
- 65mm (2.5") gated brass valves for each discharge

FOAM SYSTEM

- Three (3) 950L/min (250 GPM) brass foam eductors
- Three (3) stainless steel foam control valves and brass check valves

PUMP CONTROLS

- Electrical 220/360/440V, 3 Phase, 50/60 Cycle, NFPA/IP enclosure
- Combination of automatic or manual controls
- Warning lights, low water shut-off, safety interlocks
- Weather resistant panel



Foam/Water Skids

FOAM SKID OPTIONS

WATER TANK OPTIONS

- Water tank capacity range: 3,750 to 30,000L (1,000G to 8,000G)
- 4mm (.188") Type #304L stainless steel

FOAM TANK OPTIONS

- Foam tank capacity range: 375 to 3,750L (100G to 1,000G)
- 4mm (.188") Type #304L stainless steel

FIRE PUMP OPTIONS

- Capacities: 2,000 to 11,000L/min (500 to 3,000GPM)
- UL/NFPA rated fire pumps
- Pressure governor controls

DIESEL ENGINE OPTIONS

- Larger fuel tank
- 12V/24V electric control panel

PIPING AND FOAM SYSTEM OPTIONS

- Additional discharges, 65mm, 100mm, 125mm, 150mm (2.5", 4", 5", 6") LDH
- Foam Pro hydraulically driven flow-based foam systems up to 19,000L/min (5,000GPM)
- Monitors: Manual or electric up to 19,000L/min (5,000GPM)
- Pressure regulator control valve
- 38mm (1.5") preconnect hose lines
- Hydraulically driven foam pumps
- All stainless steel piping

ADDITIONAL OPTIONS

- Weatherproof enclosures with roll-up doors
- Extreme duty engine enclosure
- Extreme duty pump enclosure
- Equipment storage cabinets
- Firefighting equipment
- Foam liquid
- Generators and floodlights
- Hose bed storage compartments

